





Performa



1200



Feel, Don't Fill

The enhanced formula for skin renovation





Performa

The products



LOW MOLECULAR WEIGHT HA

All in one pre mixed vial.

1

Promotes the restoration of ECM homeostasis in the aging process by supporting the regenerative phase [5] [6]

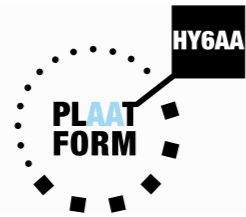
NEW IMPROVED PROCESS:

2

Supports the regeneration of Elastin and different types of Collagen

3

Favours the restoration of the skin elasticity and natural volumes [6]



1200



HIGH MOLECULAR WEIGHT HA

1 vial with HA and 1 with AA to be reconstituted

1

Antioxidant effect acting as a free radical scavenger

2

Protects fibroblast & structural elements of the dermis



Performa

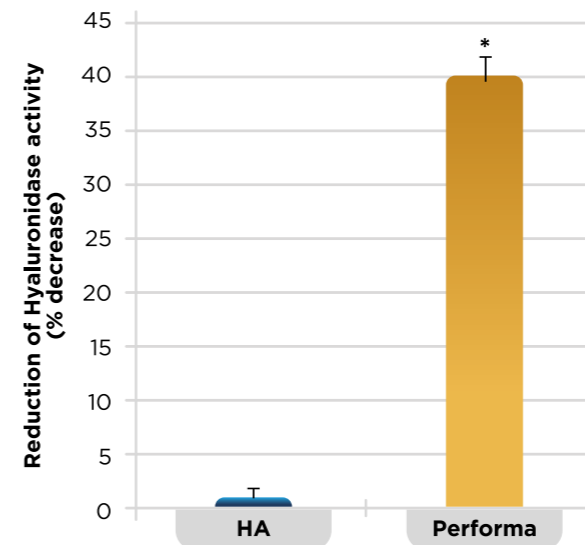
Ageing and Hyaluronic Acid

Ageing determines a decrease of Hyaluronic Acid (HA), reduction of fibroblasts activity.

SuneKOS Performa is the latest innovation in aesthetic medicine research from SuneKOS Laboratories.

It is composed of low molecular weight HA and the patented cluster of Amino Acids (AA), the HY6AA formula, in a new ratio "AA vs HA" allowing a significant reduction of the hyaluronidase action. [1;2;3;4]

Degradation of HA in 72 hours



This action has been confirmed by:

1. contrasting the hydrophilic properties of HA employing the 6AA hydrophobic Amino Acids formula; [1]
2. contrasting the overall negative electrical charge of HA using a strong positively charged Amino Acids such as Lysine [1]



DECREASE OF THE DEGRADATION PROCESS:

INCREASED PRESENCE OF HA AT THE INJECTION SITE

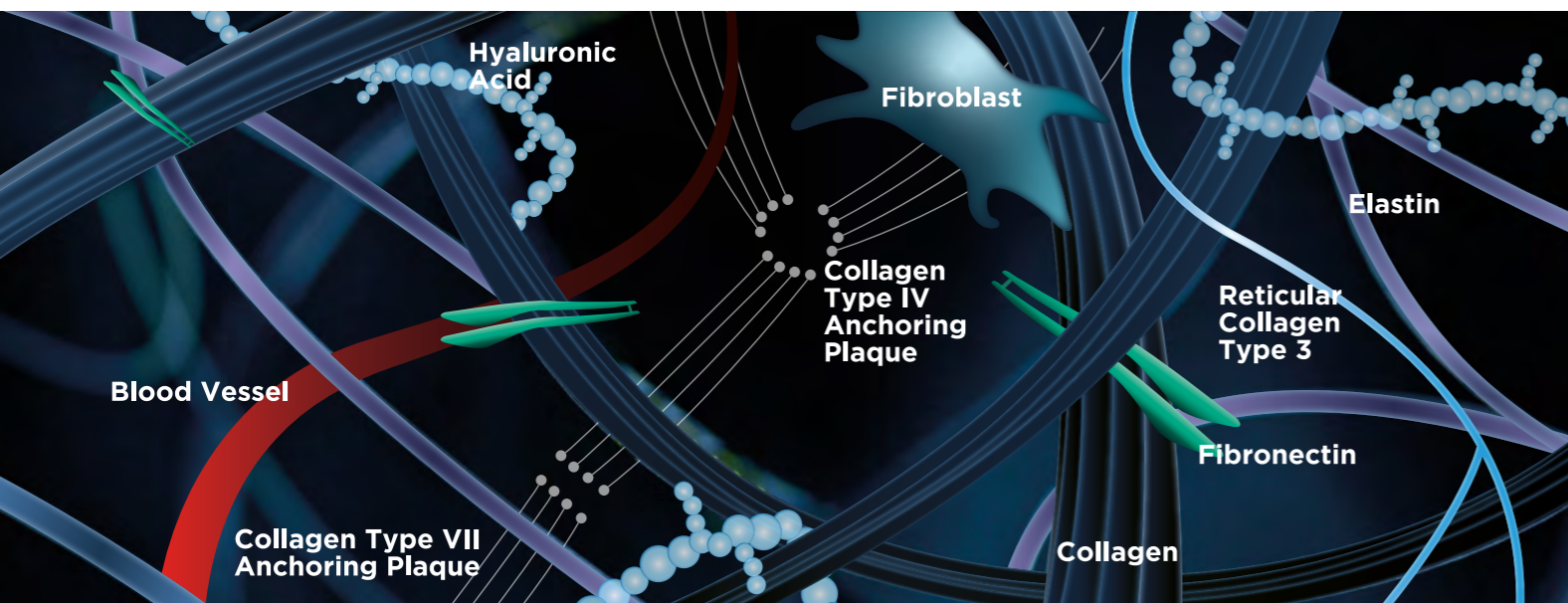
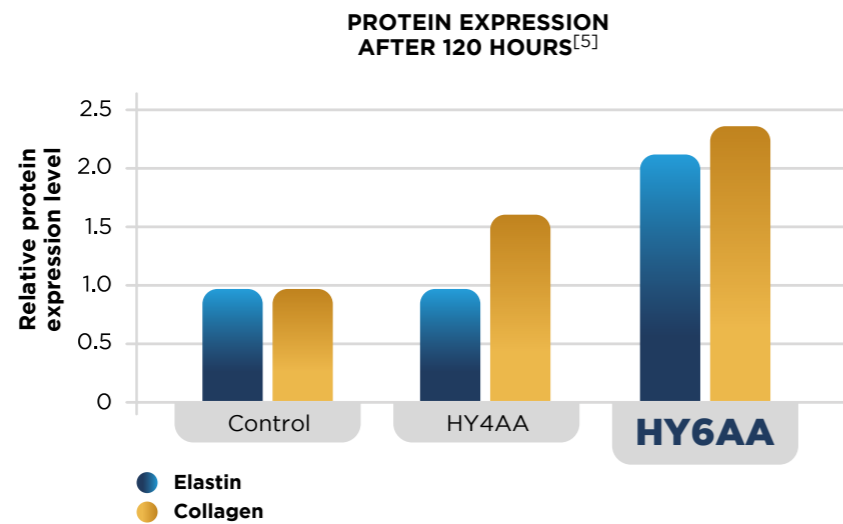
PROLONGED HYALURONIC ACID ACTION



Performa

Sunekos Performa helps to rebuild the Extra Cellular Matrix (ECM) in a more effective and complete way, by promoting the production of:

- **Elastin** (Eln)^[5]
- **Collagen**, including all main types of reticular collagen fibres of the dermis and **Type IV** and **Type VII** (anchoring types, plaques and fibres) ^[5]



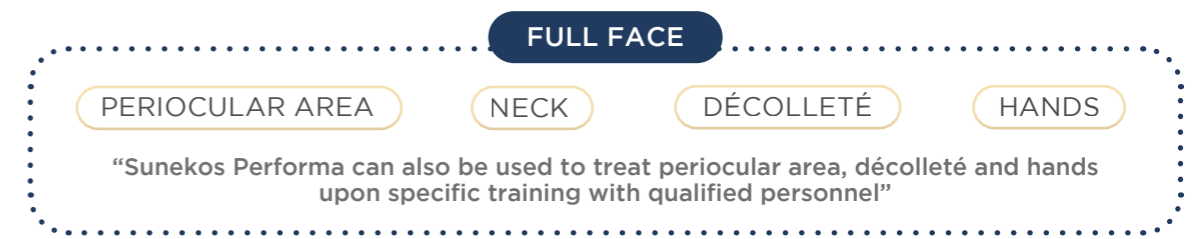
ECM model

- **Elastin**
- **Collagen Type IV** Anchors Plaque
- **Collagen Type VII** Anchors Fibrils



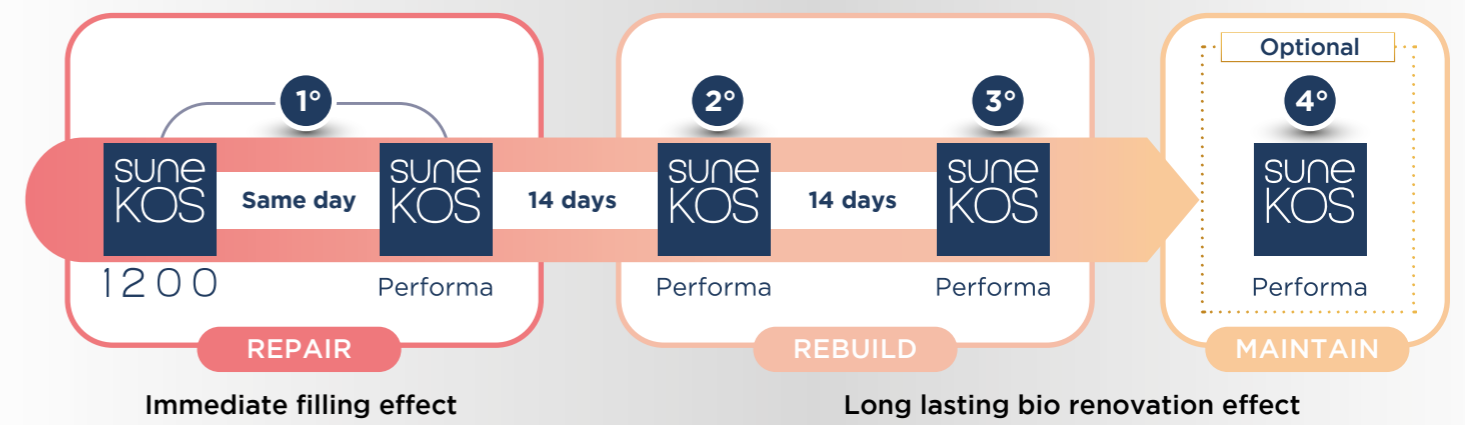
Performa

Indication: wrinkles and skin laxity



Face Treatment Protocol

The first injection of **Sunekos Performa** has to be performed together with **Sunekos 1200**



Techniques

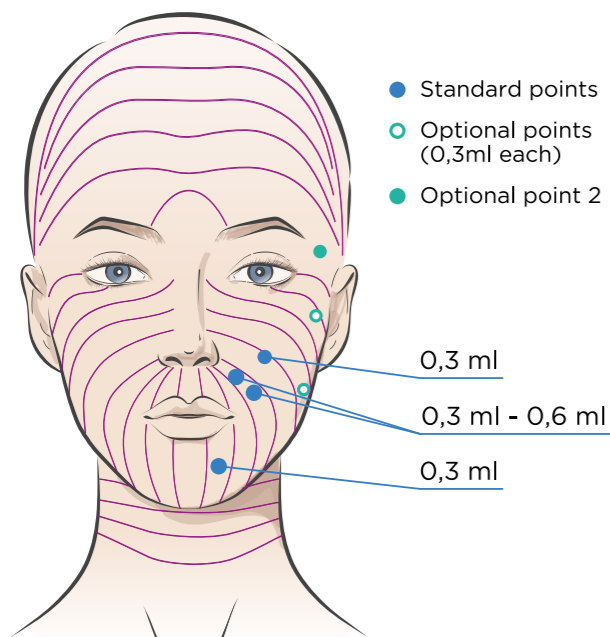
Sunekos 1200: High Performance Technique with needle or cannula and needle combination
Sunekos Performa: High Performance Technique (mid + lower third or full face) with needle or cannula and needle combination

Prevention Treatment Protocol

The preventive effect of Sunekos Performa on cellular senescence was evaluated in an in vitro study of human BJ fibroblast cultures. After simulating the fibroblast ageing process* specific markers (P16, P21, IL6, IL8) implicated in the ageing and anti-oxidative processes were monitored. This study showed that the fibroblasts previously treated with Sunekos Performa's HY6AA solution showed an **ability to counteract oxidative damage** related to the skin senescence process by **reducing it** by an average of **23%** compared with the untreated sample. This suggests the possibility of the preventive use of Sunekos Performa in young skin to counteract the early signs of ageing according to the following protocol:



* by drug exposure according to the Nature protocols 2021 model

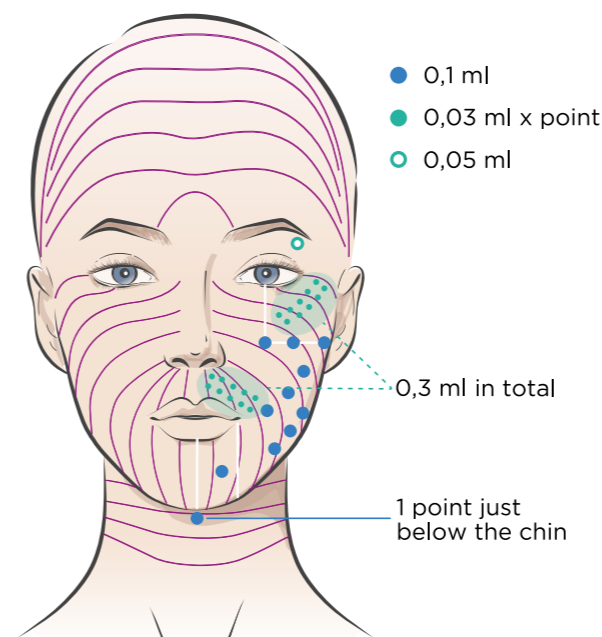
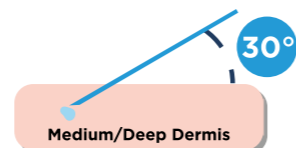


- Standard points
- Optional points (0,3ml each)
- Optional point 2

0,3 ml
0,3 ml - 0,6 ml
0,3 ml

NEEDLE

- **Needle** 27-30G and 13mm
- 1ml **syringe** (recommended)
- Medium/deep DERMIS
- Only **1st session** before injecting Sunekos Performa

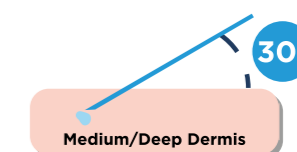


- 0,1 ml
- 0,03 ml x point
- 0,05 ml

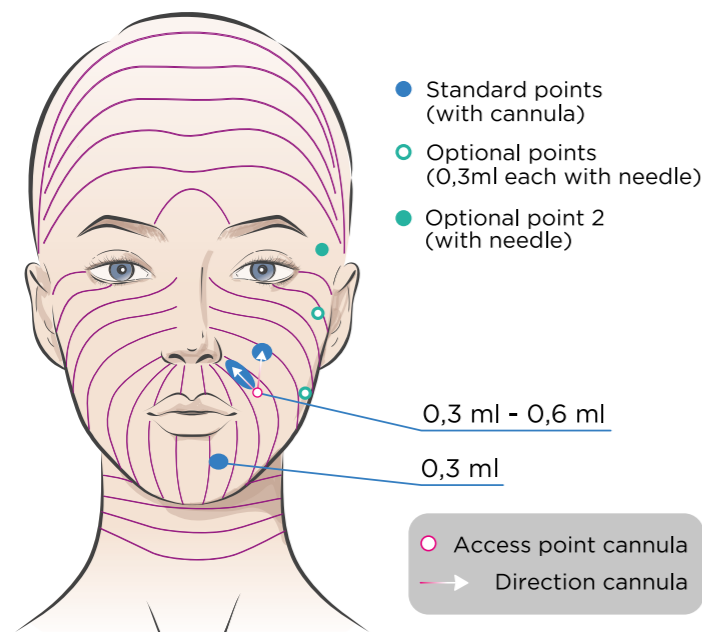
0,3 ml in total
1 point just below the chin

MID + LOWER THIRD

- **Needle** 30-32G and 4-13mm
- 1ml **syringe** (recommended)
- Medium/deep DERMIS
- Perpendicular to the Folding Lines
- 1 session every 2 weeks **for 3 times** (a 4th is optional depending on the patient)



OR



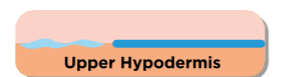
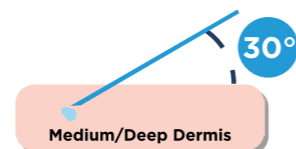
- Standard points (with cannula)
- Optional points (0,3ml each with needle)
- Optional point 2 (with needle)

0,3 ml - 0,6 ml
0,3 ml

○ Access point cannula
→ Direction cannula

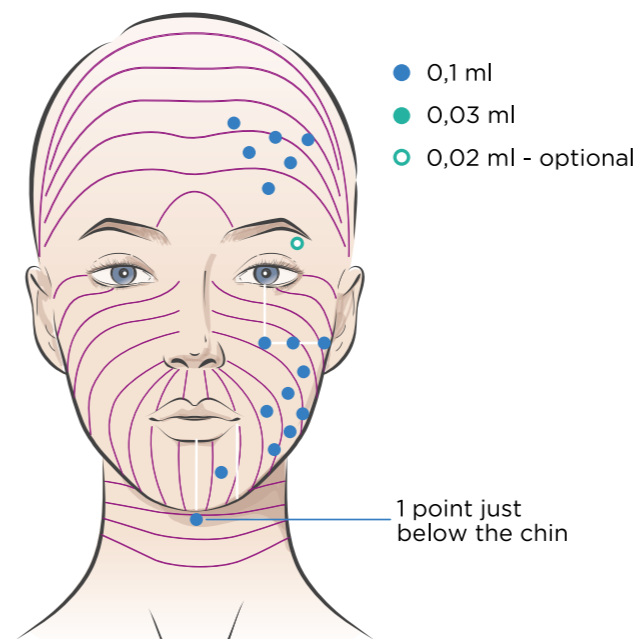
CANNULA AND NEEDLE

- **Cannula** 25-27-30G and 40mm
- **Needle** 27-30G and 13 mm
- Medium/deep DERMIS
- Only for the **1st session** before injecting Sunekos Performa



NEEDLE

CANNULA

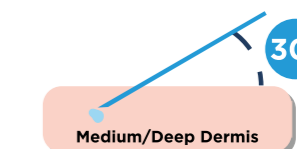


- 0,1 ml
- 0,03 ml
- 0,02 ml - optional

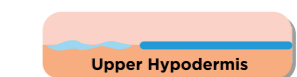
1 point just below the chin

FULL FACE

- **Needle** 30-32G and 4-13mm or **Cannula** 25-27-30G and 40mm
- 1ml **syringe** (recommended)
- Medium/deep DERMIS
- Perpendicular to the Folding Lines
- 1 session every 2 weeks **for 3 times** (a 4th is optional depending on the patient)



NEEDLE



CANNULA



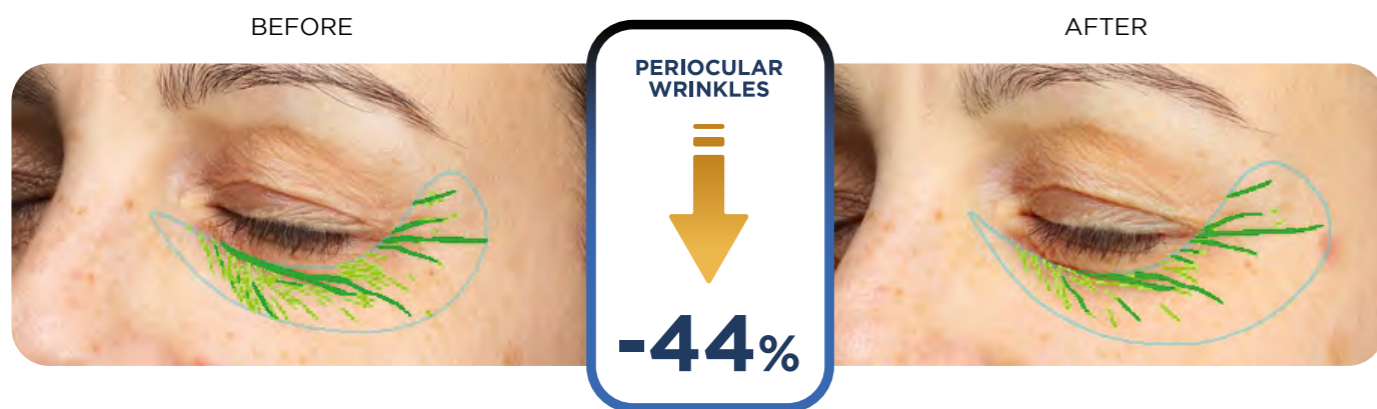

Studies

Performa

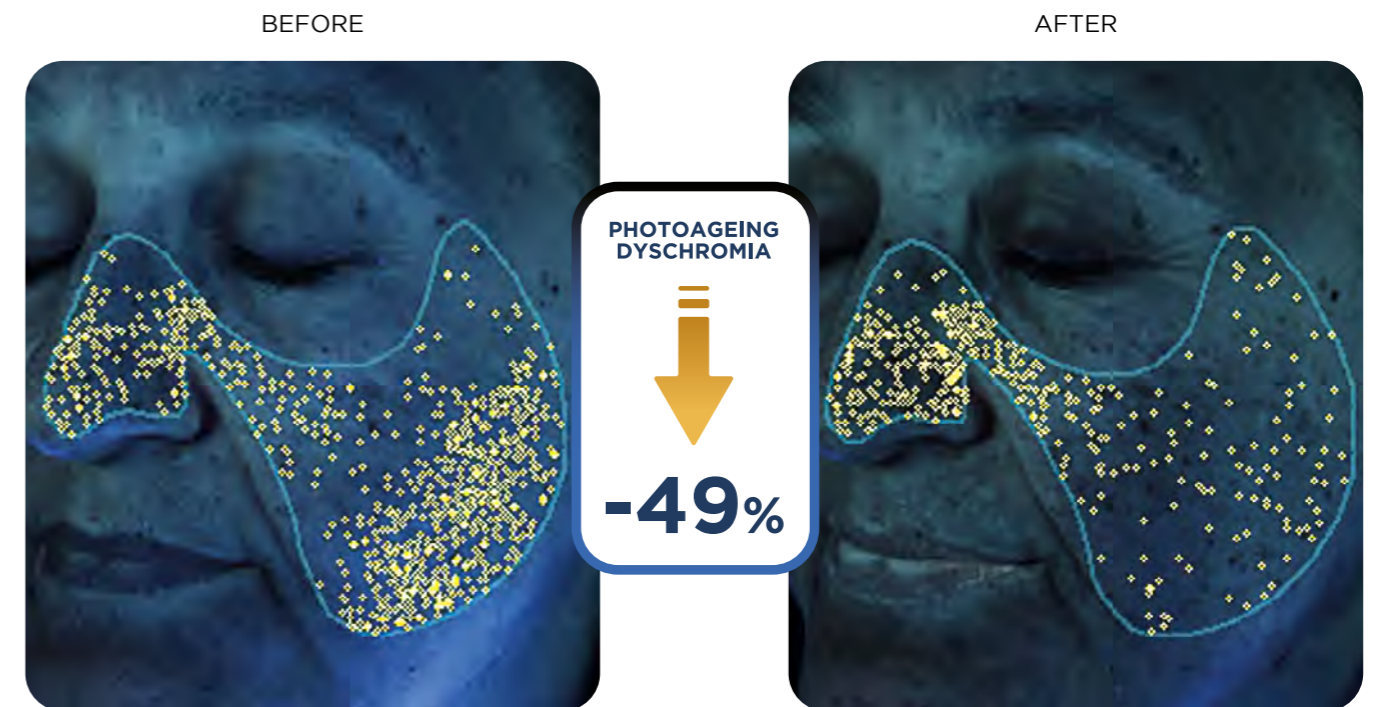
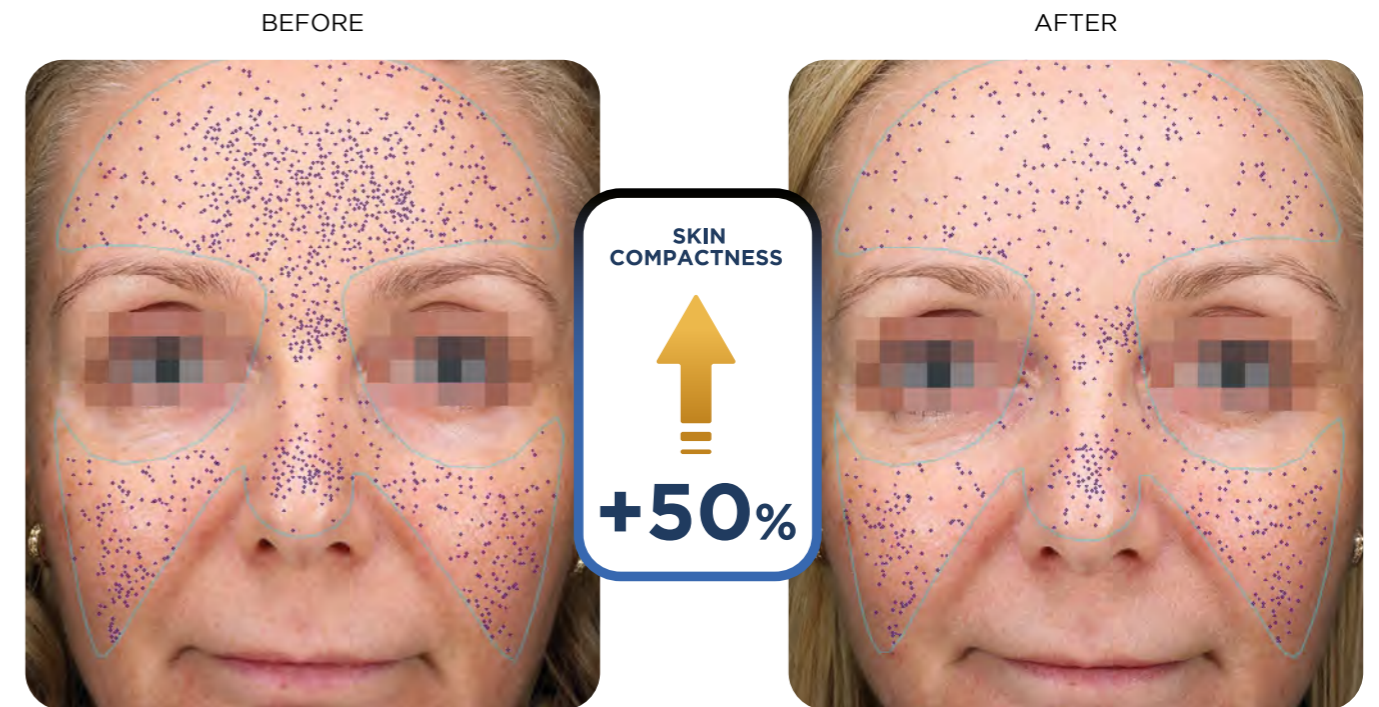
A study on **Sunekos Performa** demonstrated that the presence of its specific combination of AAs (HY6AA formula), with their ancillary action, helps to decrease the degradation of HA by **reducing the Hyaluronidase process** [1].

Therefore, the study suggests that **Sunekos Performa**, thanks to the new ratio "AA versus HA", **will persist longer and it will be more effective** as the HA stimulation can last over an extended period. [1] [6] [7]

A study on ten patients on safety and efficacy of **Sunekos Performa** demonstrated that [6]:



Performa

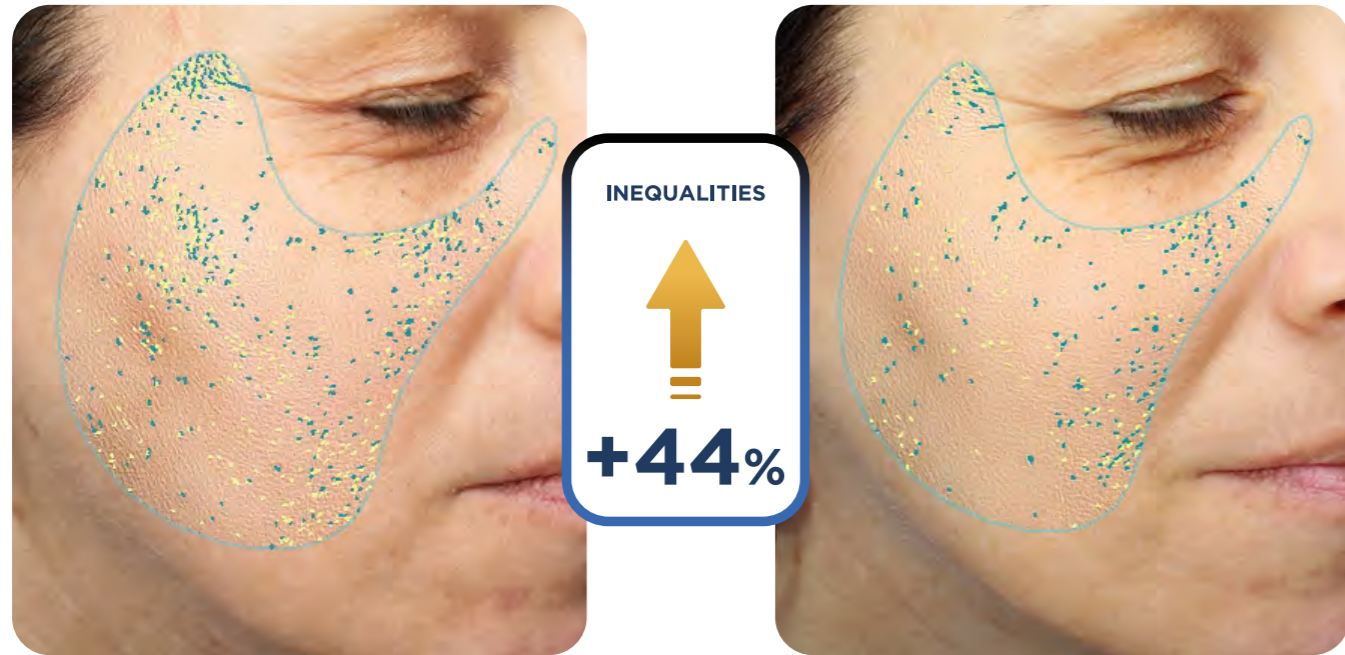




Performa

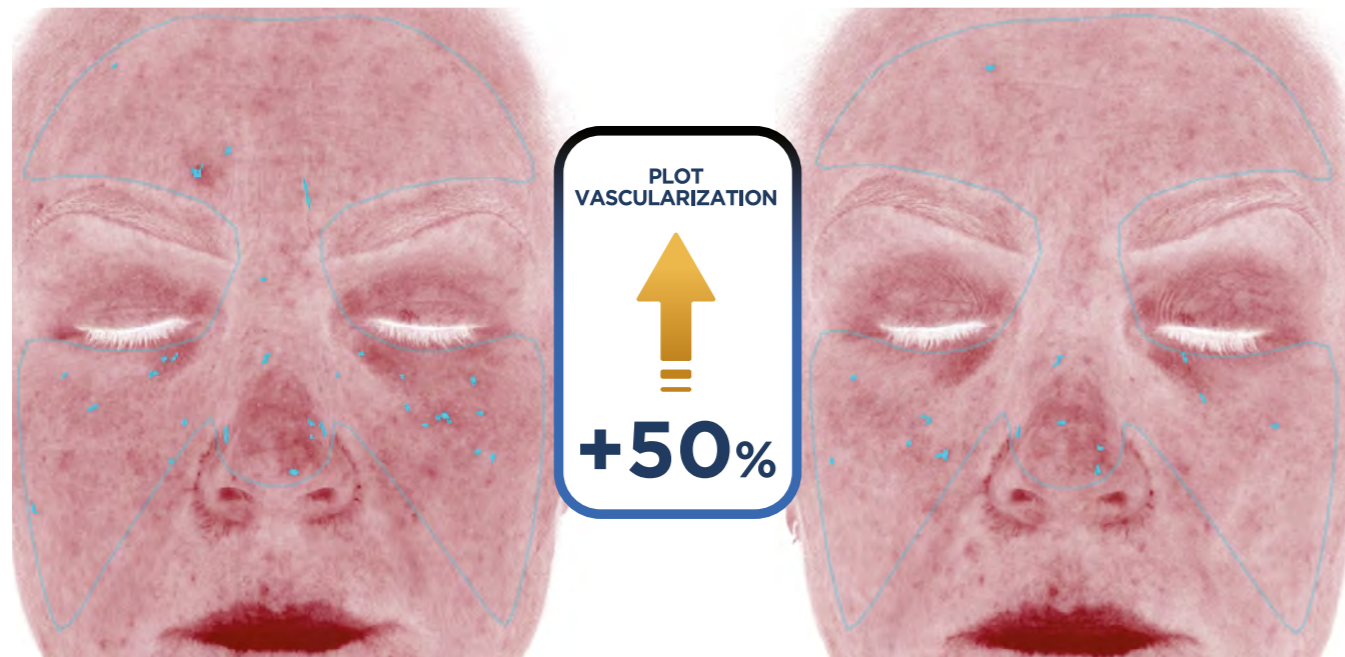
BEFORE

AFTER



BEFORE

AFTER



Performa

BEFORE

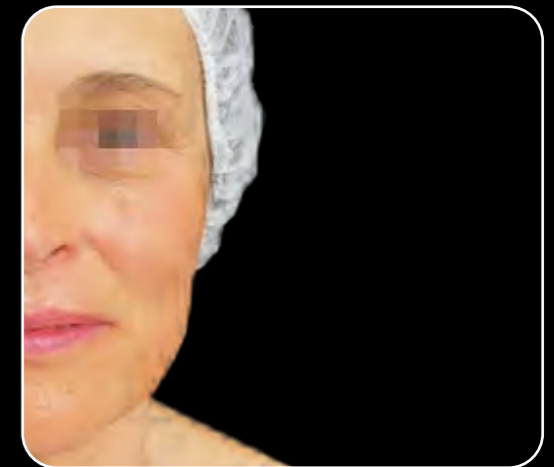
AFTER



Courtesy of Dr. Elena Fasola

BEFORE

AFTER



Courtesy of Dr. Elena Fasola

BEFORE

AFTER



Courtesy of Dr. Mark Holmes

BEFORE

AFTER



Courtesy of Dr. Elena Fasola

Sunekos® Performa

CE 0373

Registered as
CE Medical Device Class III

One pack of Sunekos® Performa
contains 2 treatments (3,5 ml each)
already pre-mixed



Sunekos® 1200

CE 0373

Registered as
CE Medical Device Class III

One pack of Sunekos® 1200 contains 1 treatment (3 ml)
to be reconstituted

- 1x bottle (HA) containing high molecular weight (1200kD) Sodium Hyaluronate sterile gel
- 1x bottle (AA) containing a sterile solution of amino acids

Bibliography

- [1] Measurement of hyaluronidase activity on hyaluronic acid in presence or absence of a specific amino acid formula - Laura Tedesco and Enzo Nisoli - Department of Biomedical Technology and Translational medicine University of Milan ,Italy [under publication]
- [2] The role of hydrophobic modification on hyaluronic acid dynamics and self-assembly. Carbohydr Polym - Payne WM , Svehkarev D , Kyrychenko A , Mohs AM . 2018 Feb 15;182:132-141. doi: 10.1016/j.carbpol.2017.10.054
- [3] Modified hyaluronic acid based materials for biomedical applications - Tiwari S , Bahadur P.. Int J Biol Macromol. 2019 Jan;121:556-571. doi: 10.1016/j.ijbiomac.2018.10.049.
- [4] Sealing hyaluronic acid microgels with oppositely-charged polypeptides: A simple strategy for packaging hydrophilic drugs with on-demand release. - Labie H , Perro A , Lapeyre V , Goudeau B , Catargi B , Auzély R , Ravaine V. J Colloid Interface Sci. 2019 Feb 1;535:16-27. doi: 10.1016/j.jcis.2018.09.048
- [5] Amino acid and hyaluronic acid mixtures differentially regulate extra cellular matrix genes in cultured human fibroblasts - B De Servi A Orlandini E Caviola M Meloni - Biol Regul Homeost Agents. May-Jun 2018;32(3):517-527. PMID: 29921376)
- [6] Pilot study evaluating the therapeutic effects of a new pre-mixed injectable product of low molecular weight (LMW) hyaluronic acid added to six amino acids (HY6AA +Formula) in facial skin aging. - Fasola E, Kutera E. J Dermat Cosmetol. 2022;6(3):74-77

esthetic med
arzt- und spitalbedarf

esthetic med GmbH
Chli Ebnet 3 - 6403 Küssnacht am Rigi - Switzerland
Tel: +41 44 802 33 88 - Email: info@estheticmed.ch
www.estheticmed.ch

 professional
dietetics

Via Ciro Menotti, 1/A - 20129 - Milan - Italy
Tel: +39 02 744020
www.professionaldietetics.com
Email: info@pd-international.com

@sunekos

