



APTOS

Catalogue

Threads and Methods

Content

04 -13

Threads with HA

- 06-09 Visage Excellence method
- 10-13 Nano Excellence method

14 -35

Face Contouring

- 16-19 Visage Excellence method
- 20-23 Light Lift Needle method
- 24-27 Light Lift Thread method
- 28-31 Light Lift Spring method
- 32-35 Light Lift Lineag method

Content

36 - 49

Face & Body Armouring

- 38-41 Nano Excellence method
- 42-45 Nano Spring method
- 46-49 Nano Vitis method

50 - 55

Body Contouring

- 52-55 Body Excellence method

56 - 61

Sole Method

- 58-61 Sole Rhinoplasty method

Visage

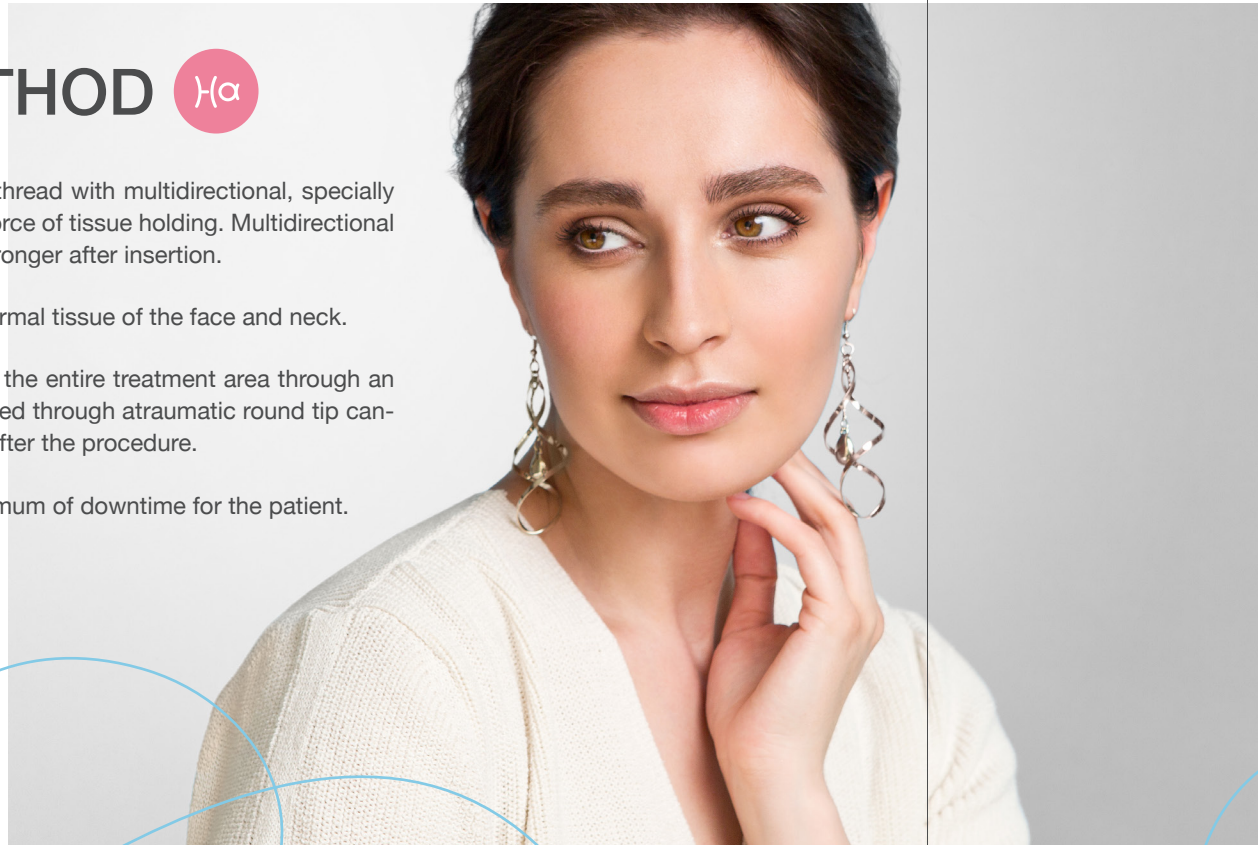
EXCELLENCE METHOD Ha

Visage Excellence is Universal resorbable surgical thread with multidirectional, specially designed barbs. The unique feature enhances the force of tissue holding. Multidirectional barbs can distribute, stress and hold soft tissues stronger after insertion.

Visage Excellence can be used for fixation of subdermal tissue of the face and neck.

Efficient design of Visage Excellence approximates the entire treatment area through an easy and noninvasive procedure. Threads are inserted through atraumatic round tip cannula, thus avoiding an extra bleeding and swelling after the procedure.

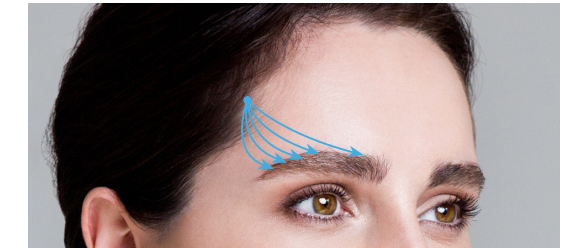
The method is easy and fast to use and needs minimum of downtime for the patient.



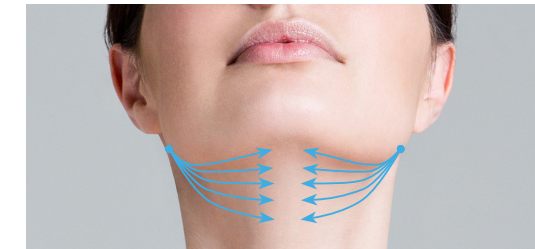
APPLICATION AREAS:



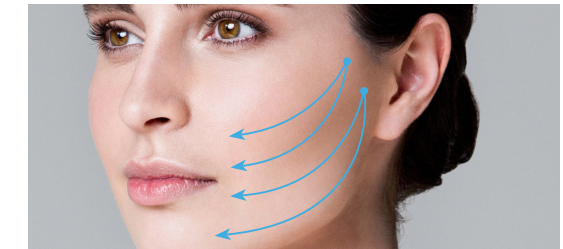
Cheekbone area



Brow



Submental area / Neck



Cheekbone area / Mental ara

3rd Generation threads with
Hyaluronic Acid

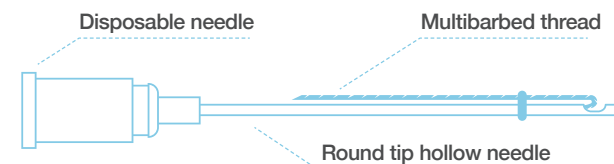
Visage

EXCELLENCE METHOD $\text{H}\alpha$



3rd Generation threads with
Hyaluronic Acid

IN PACK



EVHA

P(LA/CL) thread with barbs USP 2/0, EP 3, 190mm-10pcs
Round tip hollow needle 20Gx150mm, straight-10pcs
Round tip hollow needle 23Gx80mm, straight-1pcs
Lancet point needle 18Gx40mm, straight-1pcs
Removable needle attachment

EVSHA S

P(LA/CL+HA) thread with barbs USP 2/0, EP 3, 100mm-10pcs
Round tip hollow needle 21Gx100mm, straight-10pcs
Round tip hollow needle 23Gx80mm, straight-1pcs
Lancet point needle 18Gx40mm, straight-1pcs
Removable needle attachment

Nano


EXCELLENCE METHOD Ha

Nano Excellence is universal resorbable thread with multidirectional, specially designed barbs for armoring and revitalization. Once inserted in soft tissues, Nano Excellence stimulates new collagen growth, that generates healthy new skin.

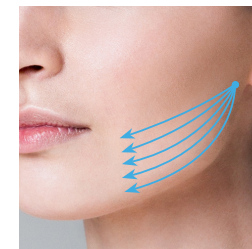
Nano Excellence can be used for armoring and rejuvenation of various parts of the face, neck and body.

Efficient design of Nano Excellence tightens the skin at the entire treatment area. Threads are inserted through atraumatic blunt tip cannula thus avoiding extra bleeding and swelling after the procedure.

The method is easy and fast to use and needs practically no downtime for the patient.



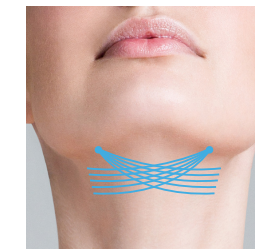
APPLICATION AREAS:



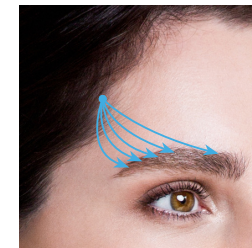
Mental area



Cheekbone area



Submental area



Brow




Neck

3rd Generation threads with
Hyaluronic Acid

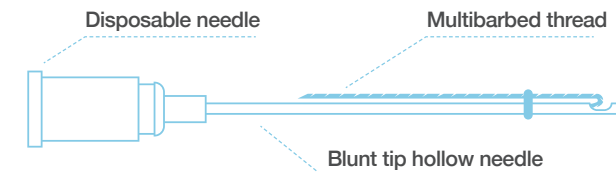
Nano

EXCELLENCE METHOD HA



3rd Generation threads with
Hyaluronic Acid

IN PACK



NEHA

P(LA/CL+HA) thread with barbs USP 2/0, EP 3, 80mm-10pcs

Round tip hollow needle 21Gx70mm, straight-10pcs

Round tip hollow needle 23Gx80mm, straight-1pcs

Lancet point needle 18Gx40mm, straight-1pcs

Removable needle attachment

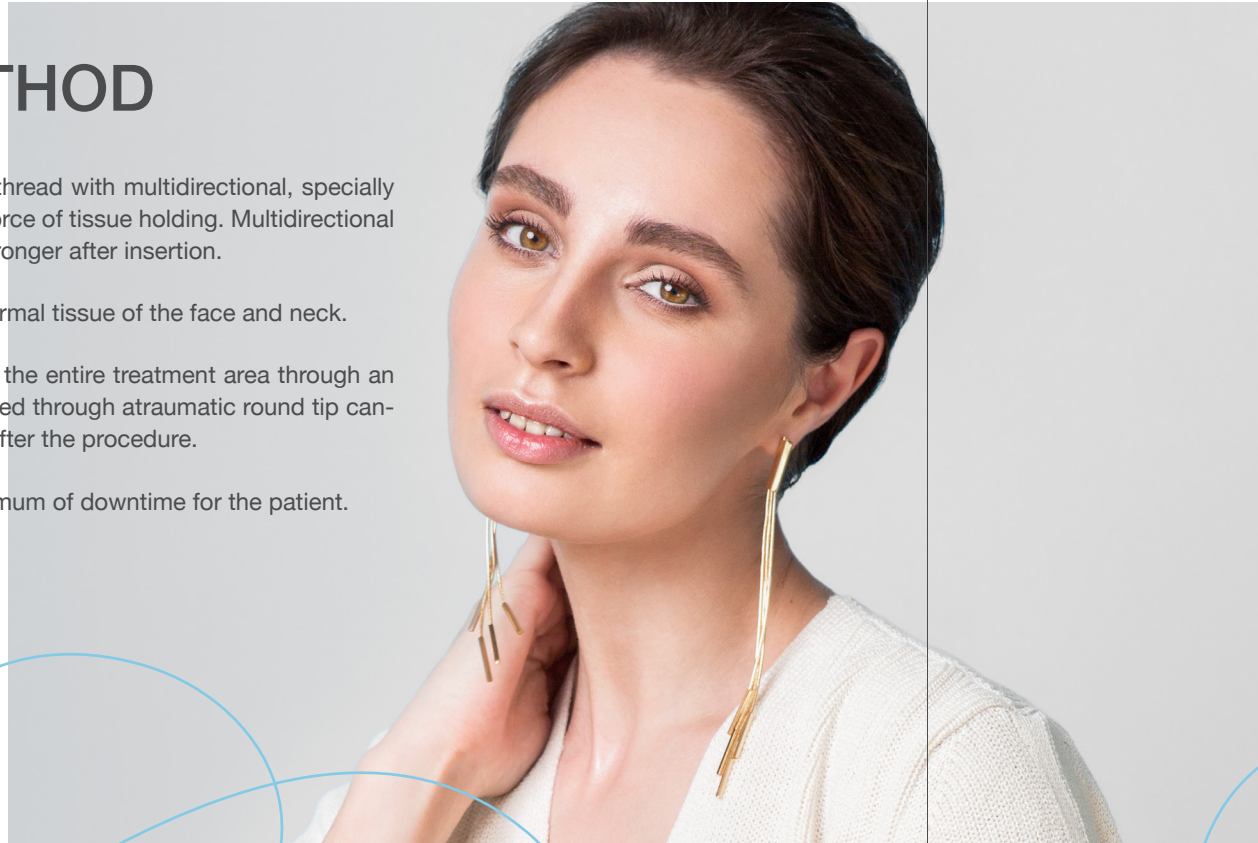
EXCELLENCE METHOD

Visage Excellence is Universal resorbable surgical thread with multidirectional, specially designed barbs. The unique feature enhances the force of tissue holding. Multidirectional barbs can distribute, stress and hold soft tissues stronger after insertion.

Visage Excellence can be used for fixation of subdermal tissue of the face and neck.

Efficient design of Visage Excellence approximates the entire treatment area through an easy and noninvasive procedure. Threads are inserted through atraumatic round tip canula, thus avoiding an extra bleeding and swelling after the procedure.

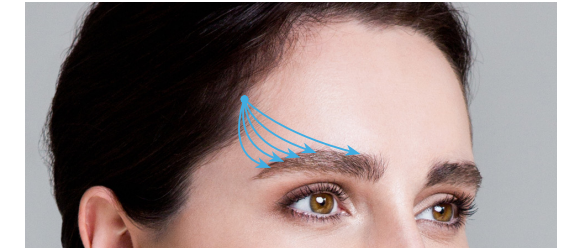
The method is easy and fast to use and needs minimum of downtime for the patient.



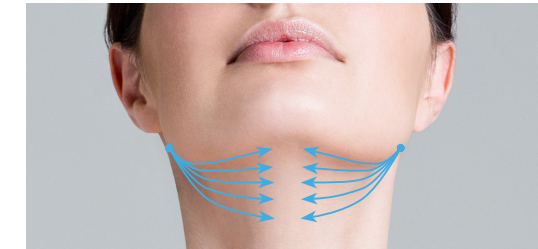
APPLICATION AREAS:



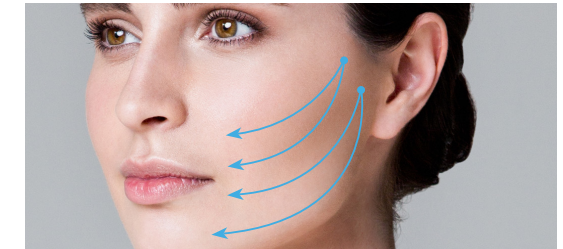
Cheekbone area



Brow



Submental area / Neck



Cheekbone area / Mental ara

Visage

EXCELLENCE METHOD



IN PACK

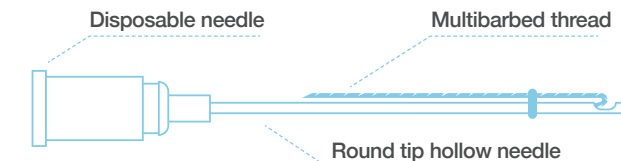


EV

P(LA/CL) thread with barbs USP 2/0, EP 3, 190mm-10pcs
Round tip hollow needle 20Gx150mm, straight - 10pcs
Round tip hollow needle 23Gx80mm, straight-1pcs
Lancet point needle 18Gx40mm, straight-1pcs
Removable needle attachment

EVS S

P(LA/CL) thread with barbs USP 2/0, 100 mm -10 pcs
Round tip hollow needle 20Gx100mm, straight - 10 pcs
Lancet point needle 18Gx40mm, straight - 1 pcs
Removable needle attachment
Infiltration cannula 23Gx80 mm, 1 pcs

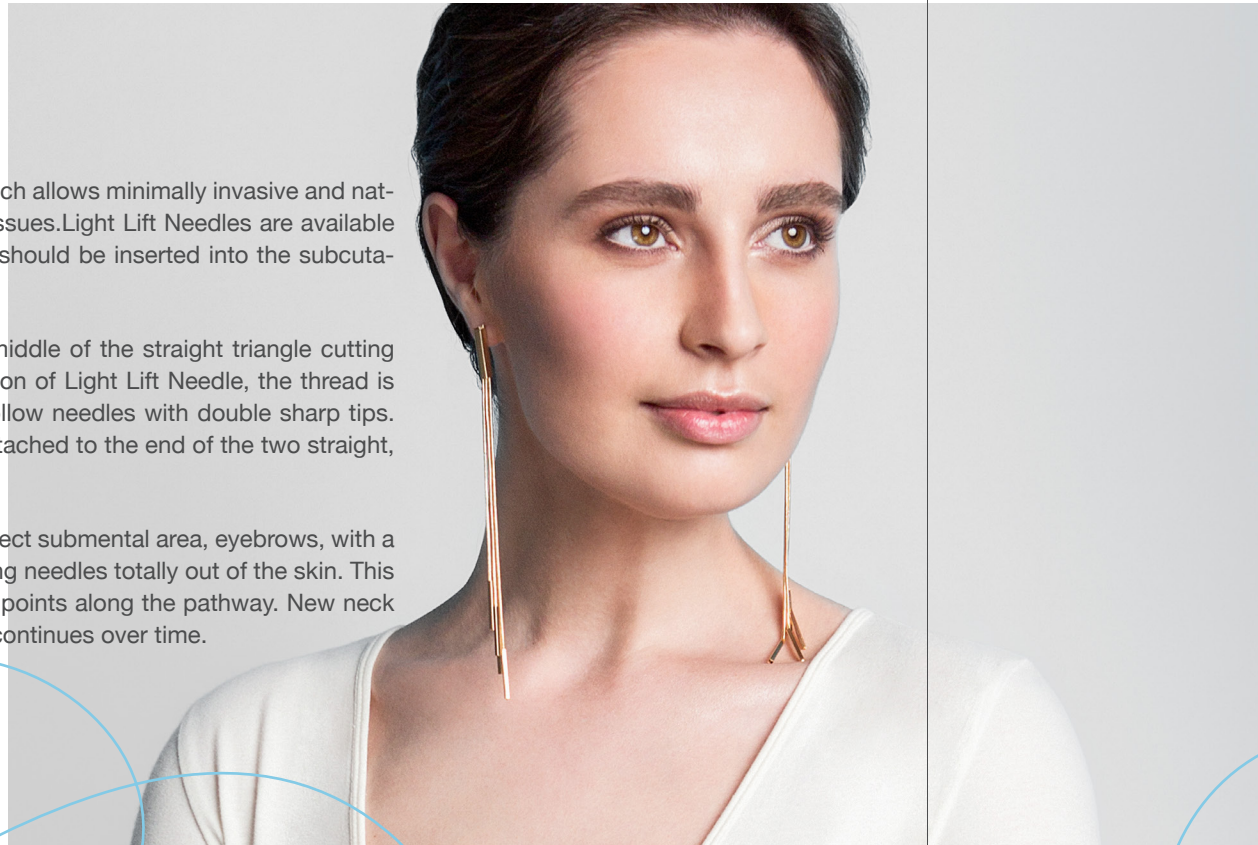


NEEDLE METHOD

Light Lift Needle is a bidirectional barbed thread which allows minimally invasive and natural approach to the age-related changes of soft tissues. Light Lift Needles are available both in a resorbable and permanent version. They should be inserted into the subcutaneous fat.

In Light Lift Needle the thread is attached to the middle of the straight triangle cutting double needles with double sharp tips. In Soft version of Light Lift Needle, the thread is attached to the end of the straight, lancet point hollow needles with double sharp tips. In blunt version of Light Lift Needle, the thread is attached to the end of the two straight, hollow needles with double blunt tips.

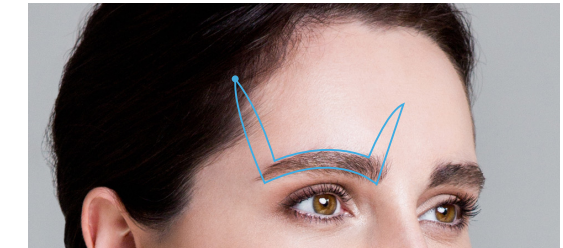
Due to the structure, doctors have possibility to correct submental area, eyebrows, with a single suture running from side to side, without taking needles totally out of the skin. This prevents the patient from skin retraction at the exit points along the pathway. New neck shape and angle is immediately apparent. Fixation continues over time.



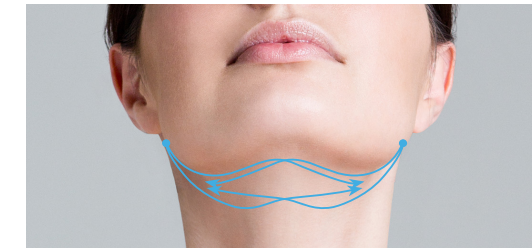
APPLICATION AREAS:



Cheekbone area




Brow



Submental area

Light lift

NEEDLE METHOD



IN PACK

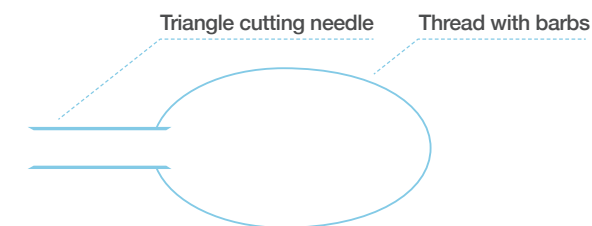


LLN2G

P(LA/CL) thread with barbs USP 2/0, EP3, 500mm-2pcs
Triangle cutting needle GS1,2x100mm, straight - 4pcs
Standard needle attachment

LLN2GSL (S)

P(LA/CL) thread with barbs USP 2/0, EP3, 500mm-2pcs
Double-edged, lancet point hollow needle 1,1x120mm,
straight - 4pcs. Standard needle attachment



LLNMB (B)


P(LA/CL) thread with barbs USP 2/0, EP 3, 500 mm - 2 pcs
Double-edged, blunt tip hollow needle 21G x 110 mm - 4 pcs
Standard Needle attachment

THREAD METHOD

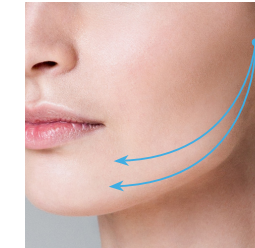
Light Lift Thread is a bidirectional barbed thread which allows noninvasive and natural approach to the age-related changes of soft tissues. Threads are available both in a re-sorbable and permanent version. In Light Lift Thread the thread is attached to the end of the straight triangle cutting double needles.

In Soft version of Light Lift Thread, the thread is attached to the end of the double straight, lancet point hollow needles. In blunt version of Light Lift Thread, the thread is attached to the end of the double straight, blunt tip hollow needles.

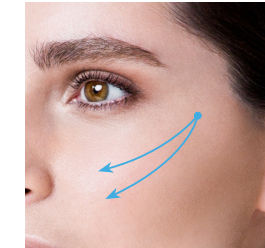
Due to the structure, doctors have possibility to correct eyebrows, jowls, midface and submental area using different pathways that guarantee effective result. The procedure is easy and fast, with significant reduction of operation time and practically no downtime for the patient.



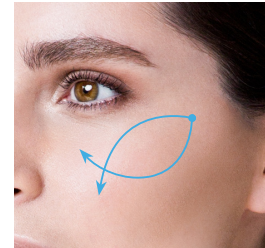
APPLICATION AREAS:



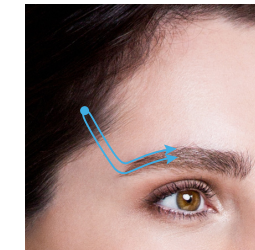
Mental area



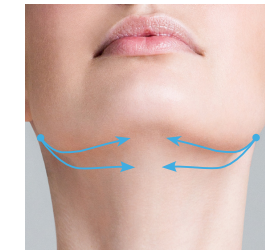
Cheekbone area



Cheekbone area



Brow




Submental area

Light lift

THREAD METHOD

IN PACK

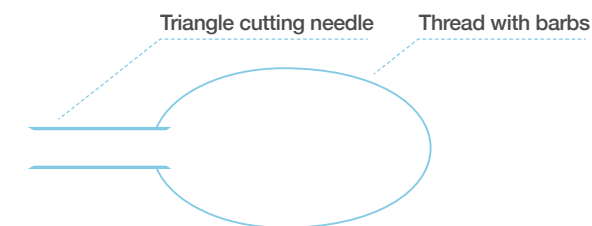


LLT2G

P(LA/CL) thread with barbs USP 2/0, EP3, 250mm-2pcs
Triangle cutting needle GS1,0x110mm, straight - 4pcs
Standard needle attachment

LLT2GS (S)

P(LA/CL) thread with barbs USP 2/0, EP3, 250mm-2pcs
Lancet point hollow needle 0.83x100mm, straight - 4pcs
Standard needle attachment



LLTMB (B)

P(LA/CL) thread with barbs USP 2/0, EP 3, 250mm - 2 pcs
Blunt tip needle 21Gx100mm - 4 pcs
Standard Needle attachment

Light lift

SPRING METHOD

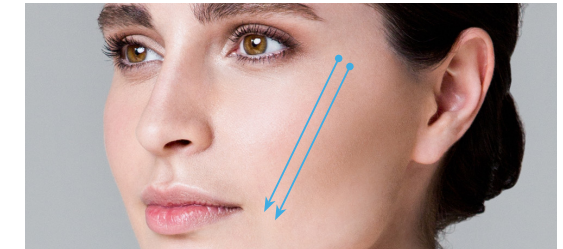
Light Lift Spring is a spirally wrapped thread around lancet point needle with the sharp tip. The Soft version of Light Lift Spring is spirally wrapped thread around blunt tip cannula.

Threads are available both in a resorbable and permanent version.

Spring maintains its elasticity and shape after insertion and fixates marionette lines effectively. Once inserted in the skin, Spring stimulates production of collagen and generates healthy, new skin.



APPLICATION AREAS:



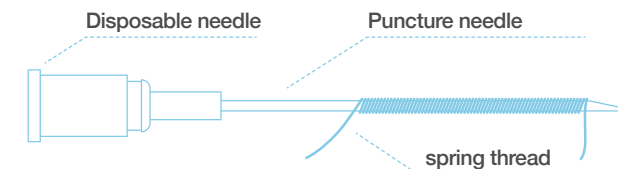
Marionette lines

Light lift

SPRING METHOD



IN PACK



LLS

P(LA/CL) thread USP 2/0, EP 3, 440mm spirally wrapped around puncture needle 0.9x90mm, straight - 2pcs

P(LA/CL) thread USP 2/0, EP 3, 470mm spirally wrapped around puncture needle 1.1x100mm, straight - 2pcs

Removable needle attachment

LLSS ^(S)

P(LA/CL) thread USP 2/0, EP 3, 440mm spirally wrapped around blunt tip needle 0.9x90mm, straight - 2pcs

P(LA/CL) thread USP 2/0, EP 3, 470mm spirally wrapped around blunt tip needle 1.1x100mm, straight - 2pcs

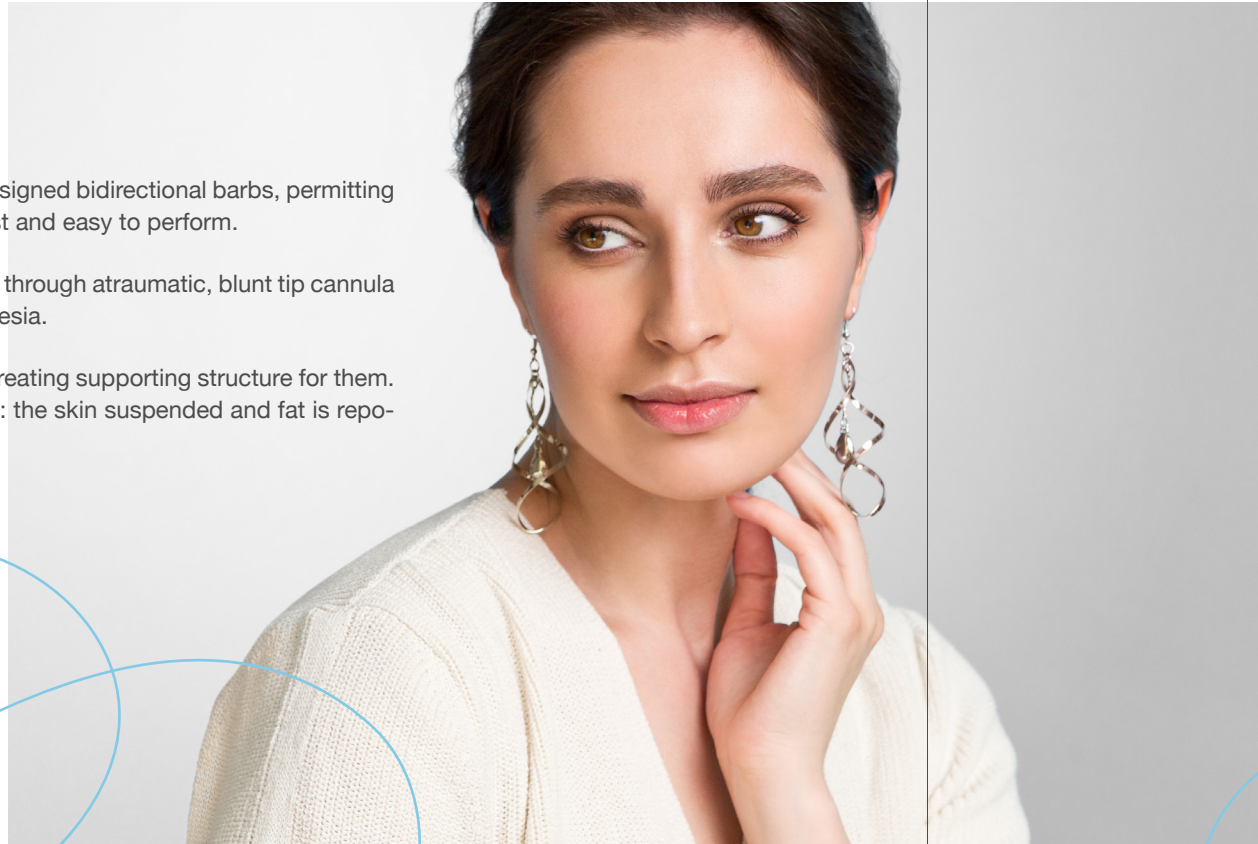
Removable needle attachment

LINEA METHOD

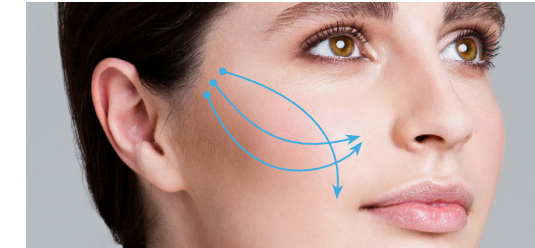
Light Lift Linea is resorbable thread with specially designed bidirectional barbs, permitting for fixation for sagging cheeks. The procedure is fast and easy to perform.

It does not require any incision. Threads are inserted through atraumatic, blunt tip cannula into subcutaneous adipose layer under local anesthesia.

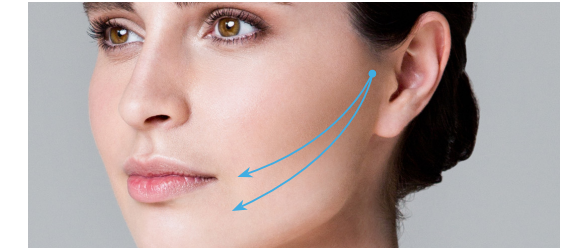
After insertion, the barbs open and gather tissues, creating supporting structure for them. Results are evident immediately after the procedure: the skin suspended and fat is repositioned.



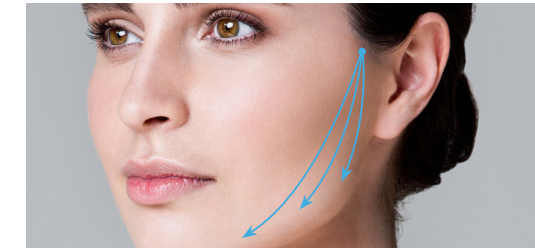
APPLICATION AREAS:



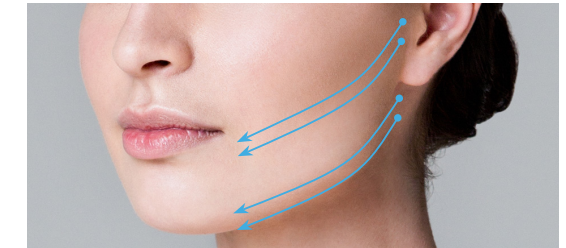
Midface area



Midface area



Lower face




Lower face / Neck

Light lift

LINEA METHOD

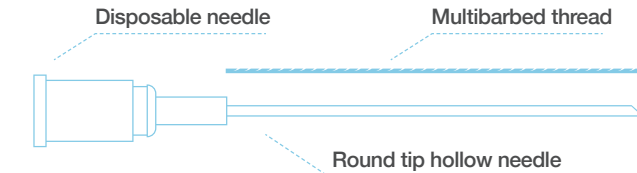


IN PACK



LLL

P(LA/CL) thread with barbs USP 2/0, EP 3, 120mm-10pcs
Blunt tip needle 1,1x120mm, straight - 1pcs
Lancet point needle 18Gx40mm, straight-1pcs
Removable needle attachment



Nano


EXCELLENCE METHOD

Nano Excellence is universal resorbable thread with multidirectional, specially designed barbs for armoring and revitalization. Once inserted in soft tissues, Nano Excellence stimulates new collagen growth, that generates healthy new skin.

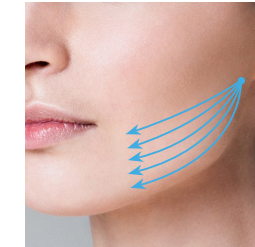
Nano Excellence can be used for armoring and rejuvenation of various parts of the face, neck and body.

Efficient design of Nano Excellence tightens the skin at the entire treatment area. Threads are inserted through atraumatic blunt tip cannula thus avoiding extra bleeding and swelling after the procedure.

The method is easy and fast to use and needs practically no downtime for the patient.



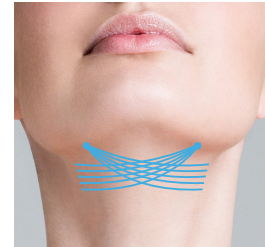
APPLICATION AREAS:



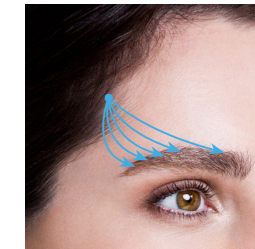
Mental area



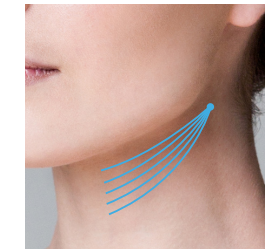
Cheekbone area



Submental area



Brow



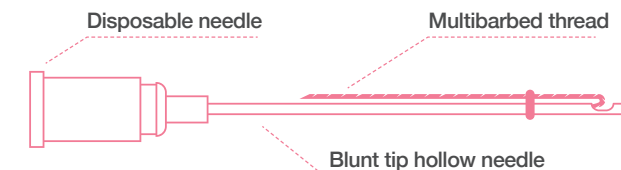

Neck

Nano

EXCELLENCE METHOD



IN PACK



NEHA

P(LA/CL+HA) thread with barbs USP 2/0, EP 3, 80mm-10pcs

Round tip hollow needle 21Gx70mm, straight-10pcs

Round tip hollow needle 23Gx80mm, straight-1pcs

Lancet point needle 18Gx40mm, straight-1pcs

Removable needle attachment

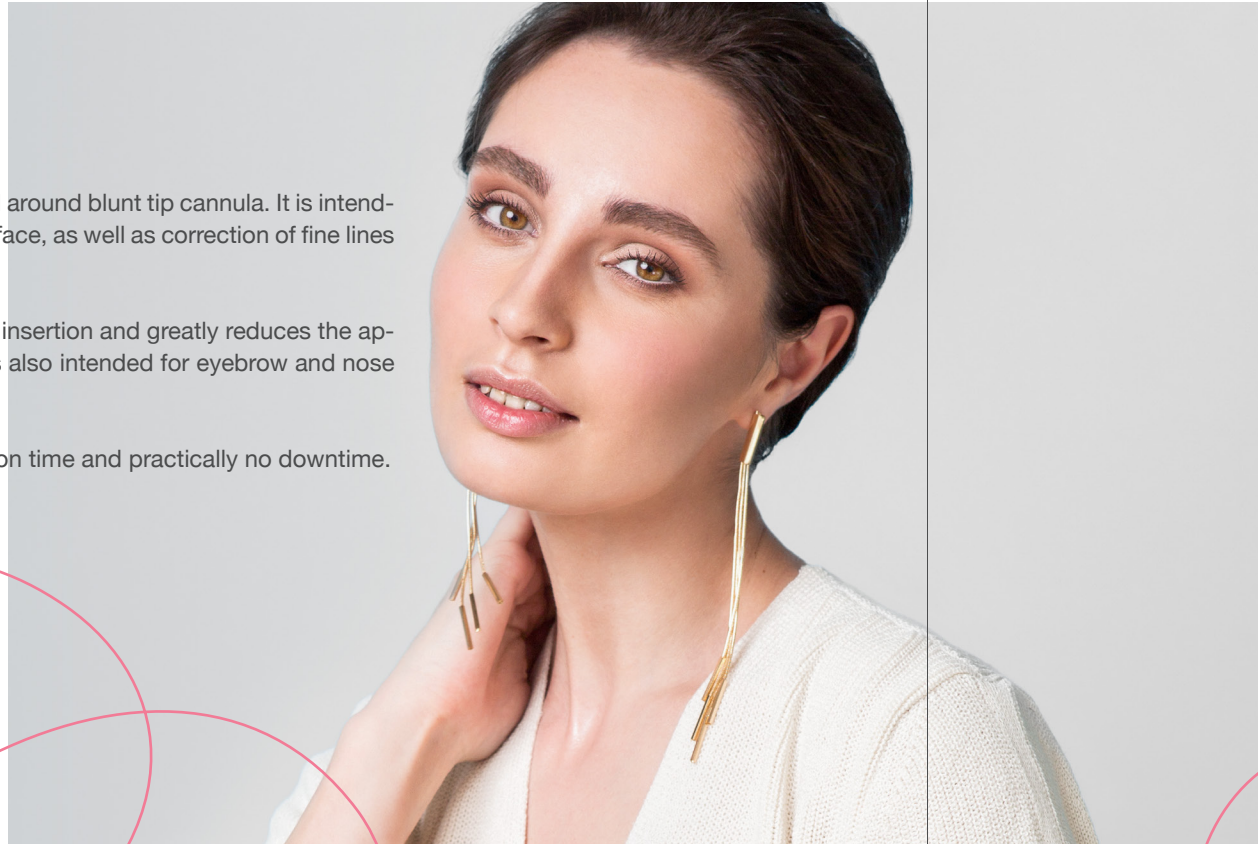
Nano

SPRING METHOD

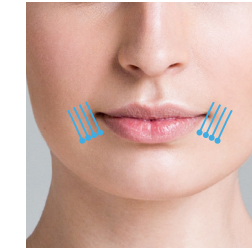
Nano Spring is a resorbable, spirally wrapped thread around blunt tip cannula. It is intended for revitalization and armoring of various parts of face, as well as correction of fine lines and wrinkles in the face.

Nano Spring maintains its elasticity and shape after insertion and greatly reduces the appearance and formation of deep facial wrinkles. It is also intended for eyebrow and nose tip correction.

The procedure is easy & fast, with minimum operation time and practically no downtime.



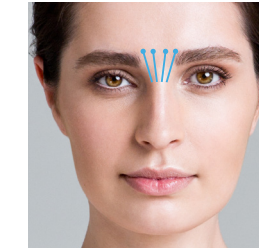
APPLICATION AREAS:



Marionette lines



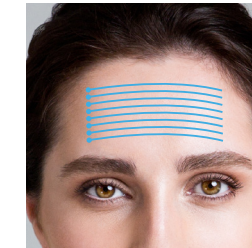
Nasolabial folds



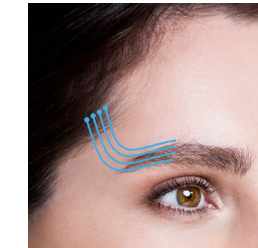
Glabellar lines



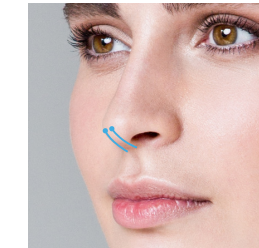
Wrinkles above the upper lip



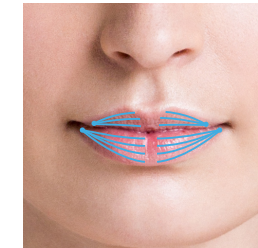
Forehead wrinkles



Brows



Nose



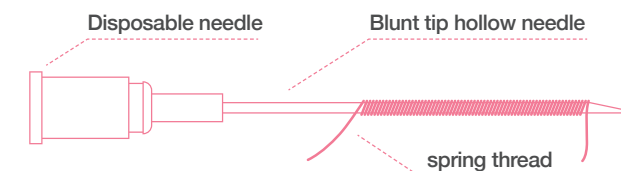

Lip contour

Nano

SPRING METHOD



IN PACK



NS7

P(LA/CL) thread USP 5/0, EP 1, 940mm, spirally wrapped around
Blunt tip needle 23Gx70mm, straight-5pcs
Removable needle attachment


Nano

VITIS METHOD

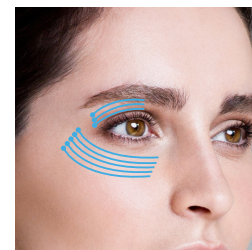
Nano Spring is a resorbable, twisted double thread preloaded in a blunt tip cannula.

It is intended for revitalization and armoring of various parts of face, neck and body. The design helps to produce a greater regenerative effect on the tissue. Once inserted in the skin, Nano Vitis starts to untwist, increasing the volume under the skin.

Maximum result is achieved in 1-1,5 months after the procedure and lasts for about 1,5 - 2 years. As a result, Nano Vitis greatly reduces the appearance of deep facial wrinkles.



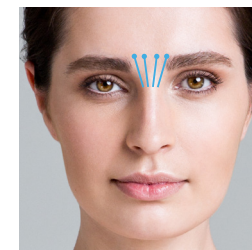
APPLICATION AREAS:



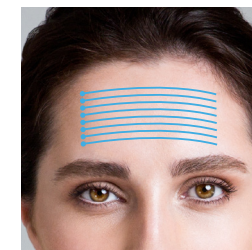
Upper and lower eyelids



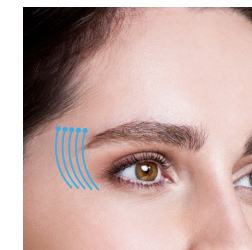
Nasolabial folds




Interbrow folds



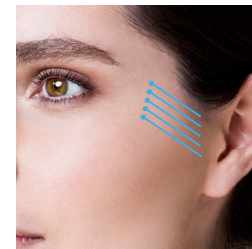
Forehead wrinkles



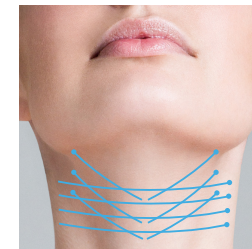
Crow's feet



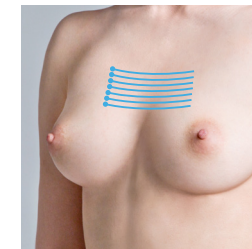
Mental area



Wrinkles around ears



Neck



Decolletage area



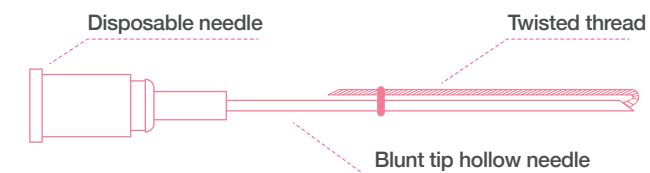
Hands

Nano

VITIS METHOD



IN PACK



NV7

P(LA/CL) twisted pair threads USP 5/0, EP 1, 135mm - 5pcs

Blunt tip needle 22Gx70mm, straight-5pcs

Removable needle attachment


EXCELLENCE METHOD

Body Excellence is resorbable thread with multidirectional, specially designed barbs. The unique feature enhances the force of body tissue holding. Multidirectional barbs can distribute stress and hold soft tissues stronger after insertion.

Body Excellence can be used for approximation and rejuvenation of various parts of the body: arms, breast, abdomen, buttocks, inner thighs, knees.

Efficient design of Body Excellence fixates the entire treatment area through an easy and noninvasive procedure. Threads are inserted through atraumatic, blunt tip cannula thus avoiding extra bleeding and swelling after the procedure.

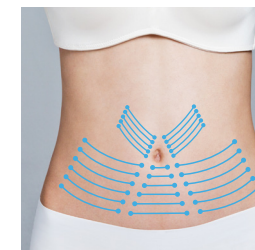
The method is easy and fast to perform and needs practically no downtime. As a result, the skin is redefined, volume restored and the effects of ageing are significantly reduced.



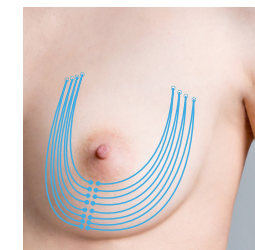
APPLICATION AREAS:



Arms



Abdomen



Breast



Inner thighs



Area above knee

EXCELLENCE METHOD

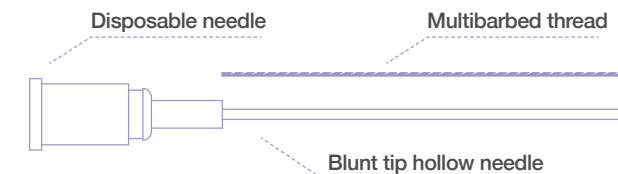


IN PACK



LLN2GSSP

P(LA/CL) thread with barbs USP 2/0, EP 3, 240mm-15pcs
Blunt tip needle 19Gx200mm, straight-2pcs
Lancet point needle 18Gx40mm, straight-1pcs
Removable needle attachment



Sole

RHINOPLASTY METHOD

Sole Rhinoplasty is a Multidirectional barbed thread which allows noninvasive and natural approach to the nose correction without surgery.

Due to the structure, doctors have possibility to correct asymmetric nostrils, nasal ridge, narrow the nose contour with a single suture running from side to side, without taking needles totally out of the skin.

This prevents the patient from skin retraction at the exit points along the pathway.



APPLICATION AREAS:




Nose

Sole

RHINOPLASTY METHOD



IN PACK



SR

P(LA/CL) thread with barbs USP 2/0, EP3, 120mm – 5pcs
Round tip hollow needle 20G x 120 mm, straight – 5 pcs
Round tip hollow needle 23G x 80 mm, straight – 1 pcs
Lancet point needle 18G x 40 mm, straight – 1 pcs
Lancet point needle 30G x 13 mm, straight – 1 pcs
Removable needle attachment

